

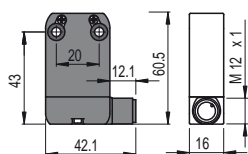
Contact type:

R = snap action
L = slow action

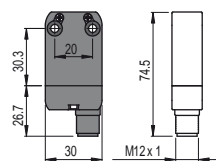
	With external rubber gasket		With external rubber gasket		With stainless steel roller on request		With stainless steel roller on request	
Contact blocks								
B11	R	NF B110HE-DN2 1NO+1NC	NF B110HH-DN2 1NO+1NC	NF B112KA-DN2 \rightarrow 1NO+1NC	NF B112KB-DN2 \rightarrow 1NO+1NC			
B02	R	NF B020HE-DN2 2NC	NF B020HH-DN2 2NC	NF B022KA-DN2 \rightarrow 2NC	NF B022KB-DN2 \rightarrow 2NC			
B12	R	NF B120HE-DN2 1NO+2NC	NF B120HH-DN2 1NO+2NC	NF B122KA-DN2 \rightarrow 1NO+2NC	NF B122KB-DN2 \rightarrow 1NO+2NC			
B22	R	NF B220HE-DN2 2NO+2NC	NF B220HH-DN2 2NO+2NC	NF B222KA-DN2 \rightarrow 2NO+2NC	NF B222KB-DN2 \rightarrow 2NO+2NC			
G11	L			NF G112KA-DN2 \rightarrow 1NO+1NC	NF G112KB-DN2 \rightarrow 1NO+1NC			
G02	L	NF G020HE-DN2 2NC	NF G020HH-DN2 2NC	NF G022KA-DN2 \rightarrow 2NC	NF G022KB-DN2 \rightarrow 2NC			
G12	L			NF G122KA-DN2 \rightarrow 1NO+2NC	NF G122KB-DN2 \rightarrow 1NO+2NC			
G22	L			NF G222KA-DN2 \rightarrow 2NO+2NC	NF G222KB-DN2 \rightarrow 2NO+2NC			
Max. speed	1 m/s		1 m/s		page 243 - type 1		page 243 - type 1	
Min. force	0.07 Nm		0.03 Nm		0.07 Nm (0.25 Nm \rightarrow)		0.07 Nm (0.25 Nm \rightarrow)	
Travel diagrams	page 244 - group 4		page 244 - group 4		page 244 - group 5		page 244 - group 5	

	With stainless steel roller on request		With stainless steel roller on request		With stainless steel roller on request		With stainless steel roller on request	
Contact blocks								
B11	R	NF B112KC-DN2 \rightarrow 1NO+1NC	NF B112KD-DN2 \rightarrow 1NO+1NC	NF B112KE-DN2 \rightarrow 1NO+1NC	NF B112KF-DN2 \rightarrow 1NO+1NC			
B02	R	NF B022KC-DN2 \rightarrow 2NC	NF B022KD-DN2 \rightarrow 2NC	NF B022KE-DN2 \rightarrow 2NC	NF B022KF-DN2 \rightarrow 2NC			
B12	R	NF B122KC-DN2 \rightarrow 1NO+2NC	NF B122KD-DN2 \rightarrow 1NO+2NC	NF B122KE-DN2 \rightarrow 1NO+2NC	NF B122KF-DN2 \rightarrow 1NO+2NC			
B22	R	NF B222KC-DN2 \rightarrow 2NO+2NC	NF B222KD-DN2 \rightarrow 2NO+2NC	NF B222KE-DN2 \rightarrow 2NO+2NC	NF B222KF-DN2 \rightarrow 2NO+2NC			
G11	L	NF G112KC-DN2 \rightarrow 1NO+1NC	NF G112KD-DN2 \rightarrow 1NO+1NC	NF G112KE-DN2 \rightarrow 1NO+1NC	NF G112KF-DN2 \rightarrow 1NO+1NC			
G02	L	NF G022KC-DN2 \rightarrow 2NC	NF G022KD-DN2 \rightarrow 2NC	NF G022KE-DN2 \rightarrow 2NC	NF G022KF-DN2 \rightarrow 2NC			
G12	L	NF G122KC-DN2 \rightarrow 1NO+2NC	NF G122KD-DN2 \rightarrow 1NO+2NC	NF G122KE-DN2 \rightarrow 1NO+2NC	NF G122KF-DN2 \rightarrow 1NO+2NC			
G22	L	NF G222KC-DN2 \rightarrow 2NO+2NC	NF G222KD-DN2 \rightarrow 2NO+2NC	NF G222KE-DN2 \rightarrow 2NO+2NC	NF G222KF-DN2 \rightarrow 2NO+2NC			
Max. speed	page 243 - type 1		page 243 - type 1		page 243 - type 1		page 243 - type 1	
Min. force	0.07 Nm (0.25 Nm \rightarrow)		0.07 Nm (0.25 Nm \rightarrow)		0.07 Nm (0.25 Nm \rightarrow)		0.07 Nm (0.25 Nm \rightarrow)	
Travel diagrams	page 244 - group 5		page 244 - group 5		page 244 - group 5		page 244 - group 5	

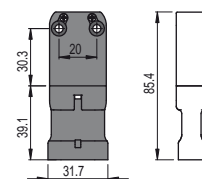
M12 connector, right



M12 connector, bottom



AMP superseal 1.5 connector



To purchase a product with M12 connector from the right replace DN2 with DMK in the codes shown above. Example:
NF B110AA-DN2 \rightarrow NF B110AA-DMK

To purchase a product with M12 connector from below replace DN2 with SMK in the codes shown above. Example:
NF B110AA-DN2 \rightarrow NF B110AA-SMK

To purchase a product with AMP connector replace DN2 with SAK in the codes shown above. Example:
NF B110AA-DN2 \rightarrow NF B110AA-SAK

All measures in the drawings are in mm